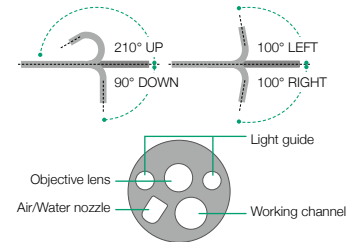
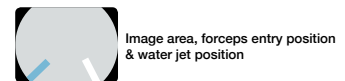
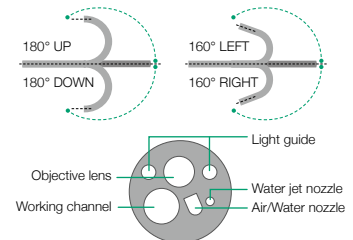



**ELUXEO™ Lite VIDEO GASTROSCOPE EG-720R**


Field of view	140°
Observation range	2–100 mm
Bending capability	Up 210°/Down 90° Right 100°/Left 100°
Distal end diameter	9.2 mm
Insertion tube diameter	9.3 mm
Working channel diameter	2.8 mm
Working length	1,100 mm
Total length	1,400 mm


**ELUXEO™ Lite VIDEO COLONOSCOPE EC-720RM / RI / RL**


Field of view	170°
Observation range	2–100 mm
Bending capability	Up 180°/Down 180° Right 160°/Left 160°
Distal end diameter	12.8 mm
Insertion tube diameter	12.8 mm
Working channel diameter	3.8 mm
Working length	1,330/1,520/1,690 mm
Total length	1,630/1,820/1,990 mm



Optimal illumination using variable LED light intensity.



Noiseless and brilliant image transmission thanks to a CMOS-chip positioned directly in the tip.



Close focus observation up to 2 mm supports more precise diagnosis.



Increased contrast in red colour leads to improved detection of inflammation and accurate delineation.



The combination of special light wavelengths results in improved and accurate contrast imaging.



Easy to plug in with an integrated wireless power supply to provide high speed transmission of data.



Grip is designed to have a comfortable feel to optimise performance and minimise stress.



Provided as standard to help keep the field of observation clear.



A wide 170° field of view is available for an easier visualisation.



Combine equipment displaying this logo to ensure that you view HDTV images on your monitor.

**FUJIFILM**
**FUJIFILM Europe GmbH**

Heesenstr. 31, 40549 Düsseldorf, Germany  
 Tel.: +49 211-50 89 0, Fax: +49 211-50 89 8700  
[www.fujifilm.eu](http://www.fujifilm.eu), [endoscopy\\_eu@fujifilm.com](mailto:endoscopy_eu@fujifilm.com)